
















Living Things and Their Habitats: Food Chains

Aim: Describe how animals obtain their food from plants and other animals, using the idea of a simple food chain, and identify and name different sources of food by making a variety of food chains I can use a food chain to show how animals get their food.	Success Criteria: I can name some sources of food. I can give examples of carnivores, herbivores and omnivores. I can order living things in a food chain.	Resources: Lesson Pack
	Key/New Words: Food chain, consumer, producer, predator, prey, herbivore, carnivore, omnivore.	Preparation: Food Chains Sorting Activity - 1 per group, cut into individual cards Food Chains Activity Sheet - 1 per child Food Chains Mini Concertina Book Template per three children, cut into individual strips

Prior Learning: It will be helpful if children have previously learnt about herbivores, carnivores and omnivores.

Learning Sequence

	Sources of Food: Remind children of previous learning about herbivores, carnivores and omnivores. As a class, children think of examples of each and possible sources of their food.	
	What is a Food Chain? Using the Lesson Presentation, outline the idea of a food chain and introduce key vocabulary. In pairs, children discuss the living things given on the Lesson Presentation and how they can be arranged into food chains. Give children time to draw a food chain on their mini whiteboards before they feed back to the class. Record some suggestions.	
	Food Chains Sorting Activity: Working in small groups, children arrange the cards from the Food Chains Sorting Activity into as many food chains as possible	
  Children draw three-step food chains.  Children draw one three-step food chain and one four-step food chain.  Children draw four-step food chains.	Food Chains Activity Sheet: Using the Differentiated Food Chains Activity Sheet, children draw two food chains and record which habitat they would be found in. Children can use examples they have made in the previous activity or come up with new ideas.	
	Food Chains Concertina Book: Using the Food Chains Mini Concertina Book Template, children draw a four-step food chain in a mini concertina book format. Children can label each living thing in the food chain with its name, or, as an extension, with 'producer' or 'consumer'.	
	And Finally: As a class, rearrange the animals to make two food chains and add a final predator to finish them. Which habitats are they from?	

Taskit

Readit: Explore food chains and dependency in an American pond habitat in the beautifully illustrated 'Pond Cycle' by Betsy Franco.

Wordsearchit: Reinforce vocabulary with the Wordsearch.

Visitit: Visit the [B](#) _____ for more information.






Science

Living Things and Their Habitats



Food Chains



Aim

- I can use a food chain to show how animals get their food.

Success Criteria

- I can name some sources of food.
- I can give examples of carnivores, herbivores and omnivores.
- I can order living things in a food chain.

Sources of Food

Do you remember the 7 life processes?

These are the things that all living plants and animals have to do.

These processes tell us if something is alive.

Characteristics of living things

Movement

Respiration

Sensitivity


Growth

Reproduction

Excretion

Nutrition

MRS GREN




Today we are going to look at **nutrition**.




Sources of Food


Some animals get their food from eating **plants**.




These animals are called **herbivores**.



Can you think of some **herbivores**?




Can you think of some of the different things they could eat?





Sources of Food

These animals are **herbivores**.




They eat **plants**.





Sources of Food


Some animals get their food from eating other **animals**.




These animals are called **carnivores**.



Can you think of some **carnivores**?



Can you think of some of the different things they could eat?




Sources of Food

These animals are **carnivores**.




They eat **animals**.






Sources of Food


Some animals get their food from eating some **plants** and some other **animals**.




These animals are called **omnivores**.



Can you think of some **omnivores**?



Can you think of some of the different things they could eat?






Sources of Food

These animals are **omnivores**.



They eat **plants** and **animals**.





Sources of Food


Are humans
herbivores,
carnivores or
omnivores?



What do we eat?

What Is a Food Chain?

A food chain shows how each animal gets its food. Food chains are one of the ways that living things depend on each other to stay alive.



Watch this clip to find out more!



What is a food chain?

Transcript (PDF 27 Kb)

What Is a Food Chain?

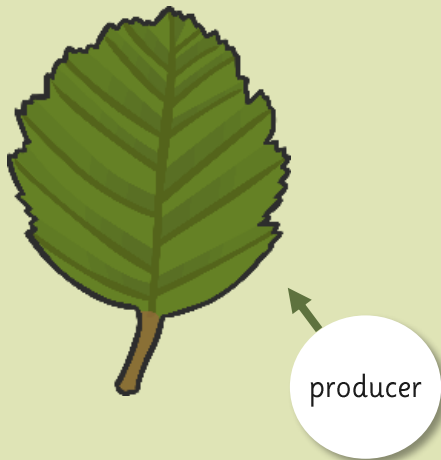
The arrows in a food chain mean '**is eaten by**'.

Can you name which animal is eating which in the food chain below?




What Is a Food Chain?


Each food chain starts with a green plant. Green plants are called **producers** because they **produce** their own food.



All animals are called **consumers** because they **consume** their food by eating plants and other animals.


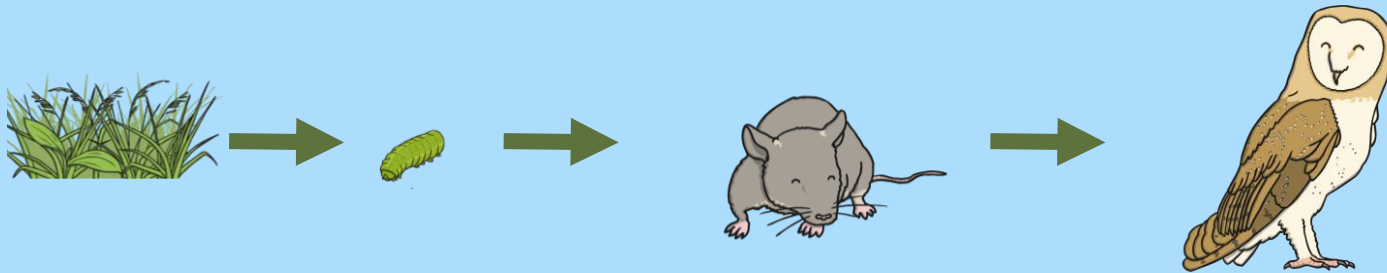


Animals that eat other animals are called **predators**. The animals that they eat are called **prey**.



What Is a Food Chain?


There are food chains in all kinds of habitats.



What Is a Food Chain?



Use some of these living things to draw a food chain on your whiteboards. Remember to draw the arrows to show what eats what!




Food Chains Sorting Activity





In your group, arrange the cards into as many food chains as you can.
There are lots of correct answers!



Food Chains Concertina Book



Food Chain Mini Concertina Book Template

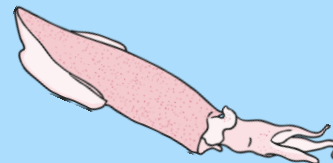

 A _____ Habitat Food Chain by _____				
 A _____ Habitat Food Chain by _____				



And Finally . . .

Rearrange these living things to make two food chains.

Which habitats do these food chains belong in?



Aim

- I can use a food chain to show how animals get their food.

Success Criteria

- I can name some sources of food.
- I can give examples of carnivores, herbivores and omnivores.
- I can order living things in a food chain.



Living Things and Their Habitats | Food Chains

I can use a food chain to show how animals get their food.		
I can name some sources of food.		
I can give examples of carnivores, herbivores and omnivores.		
I can order living things in a food chain.		

Living Things and Their Habitats | Food Chains

I can use a food chain to show how animals get their food.		
I can name some sources of food.		
I can give examples of carnivores, herbivores and omnivores.		
I can order living things in a food chain.		

Living Things and Their Habitats | Food Chains

I can use a food chain to show how animals get their food.		
I can name some sources of food.		
I can give examples of carnivores, herbivores and omnivores.		
I can order living things in a food chain.		

Living Things and Their Habitats | Food Chains

I can use a food chain to show how animals get their food.		
I can name some sources of food.		
I can give examples of carnivores, herbivores and omnivores.		
I can order living things in a food chain.		

Living Things and Their Habitats | Food Chains

I can use a food chain to show how animals get their food.		
I can name some sources of food.		
I can give examples of carnivores, herbivores and omnivores.		
I can order living things in a food chain.		

Living Things and Their Habitats | Food Chains

I can use a food chain to show how animals get their food.		
I can name some sources of food.		
I can give examples of carnivores, herbivores and omnivores.		
I can order living things in a food chain.		

Living Things and Their Habitats | Food Chains

I can use a food chain to show how animals get their food.		
I can name some sources of food.		
I can give examples of carnivores, herbivores and omnivores.		
I can order living things in a food chain.		

Living Things and Their Habitats | Food Chains

I can use a food chain to show how animals get their food.		
I can name some sources of food.		
I can give examples of carnivores, herbivores and omnivores.		
I can order living things in a food chain.		